

WHERE YOUR MID POWER COMES FROM



THE COMMUNITIES WE SERVE

MID transmits and distributes electricity over more than 1,800 miles of power lines throughout our service area, providing power to the communities of Modesto, Waterford, Salida, Mountain House and parts of Ripon, Escalon, Oakdale and Riverbank.

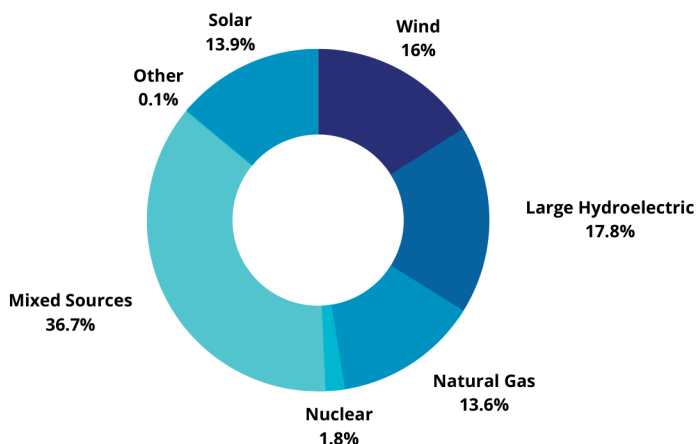
HOW POWER GETS TO YOUR HOME OR BUSINESS

Electricity is typically produced at generating facilities by huge generators. These facilities capture the energy from sources such as wind, solar, natural gas or water. The electric current that is produced is sent through transformers to increase the voltage to push the power over long distances. The electrical charge goes through high-voltage transmission lines. It then reaches a substation, where the voltage is lowered so it can be sent on through smaller power lines to your homes and neighborhoods.

POWER MIX

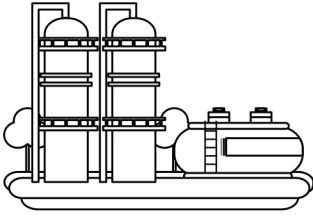
MID relies on a diverse, balanced power resource mix to meet our customers' needs. We generate some electricity at our own power plants; others are owned in partnership with other public utilities. We also buy power from others in the energy marketplace.

A diverse mix of power resources provides the best insurance for MID customers against all kinds of risks - marketplace, legislative, regulatory, technological, weather and climate. MID's power mix includes solar, wind, natural gas, hydropower and a variety of other resources.



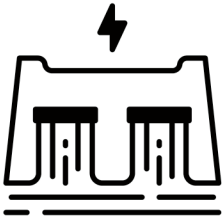
See other side for MID's 2022 Power Content Label

HOW DIFFERENT ELECTRIC RESOURCES ARE GENERATED




NATURAL GAS

Natural gas power plants generate electricity by burning natural gas with gas turbines or reciprocating engines. For gas turbines, natural gas is added, along with a stream of air, which combusts and expands through the turbine causing a generator to spin a magnet, making electricity. Reciprocating engines operate like a car's engine, they're just much bigger.



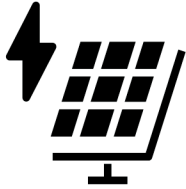
HYDROPOWER

The energy from flowing water can be converted into electricity. Many hydroelectric power plants use a dam on a river to store water in a reservoir. Water released from the reservoir flows through a turbine, spinning it, which in turn spins a generator to produce electricity.



WIND

When the wind blows past a wind turbine, its blades rotate. This rotation turns an internal shaft connected to a gearbox, which typically increases the speed of rotation by roughly a factor of 100. That spins a generator that produces electricity.



SOLAR

To generate solar energy, the photons radiated from the sun to Earth must be collected, converted into a usable format and then delivered to an electronic device or the electric grid. Panels containing photovoltaic cells are used to collect the energy from the sun and convert it into electricity.

2022 POWER CONTENT LABEL		Modesto Irrigation District	
https://www.mid.org/about/newsroom/currents/			
Greenhouse Gas Emissions Intensity (lbs CO ₂ e/MWh)	Energy Resources	MID Retail Energy	2022 CA Power Mix
MID Retail Energy 499	Eligible Renewable ¹	30.1%	35.8%
2022 CA Utility Average 422	Biomass & Biowaste	0.0%	2.1%
<p>Percentage of Retail Sales Covered by Retired Unbundled RECs³: 0%</p>	Geothermal	0.0%	4.7%
	Eligible Hydroelectric	0.2%	1.1%
	Solar	13.9%	17.0%
	Wind	16.0%	10.8%
	Coal	0.0%	2.1%
	Large Hydroelectric	17.8%	9.2%
	Natural Gas	13.6%	36.4%
	Nuclear	1.8%	9.2%
	Other	0.1%	0.1%
	Unspecified Power ²	36.6%	7.1%
TOTAL	100.0%	100.0%	

¹The eligible renewable percentage above does not reflect RPS compliance, which is determined using a different methodology.
²Unspecified power is electricity that has been purchased through open market transactions and is not traceable to a specific generation source.
³Renewable energy credits (RECs) are tracking instruments issued for renewable generation. Unbundled renewable energy credits (RECs) represent renewable generation that was not delivered to serve retail sales. Unbundled RECs are not reflected in the power mix or GHG emissions intensities above.

For specific information about this electricity portfolio, contact: **Modesto Irrigation District (209) 526-7397**

For general information about the Power Content Label, visit: <https://www.energy.ca.gov/programs-and-topics/programs/power-source-disclosure-program>

2022 POWER CONTENT LABEL

